■吊り手方向

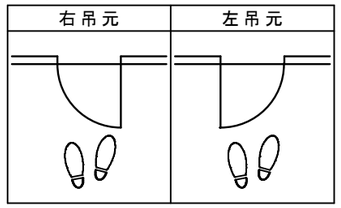

■横断面図　※図示：右吊り元



■縦断面図［下枠Q型］

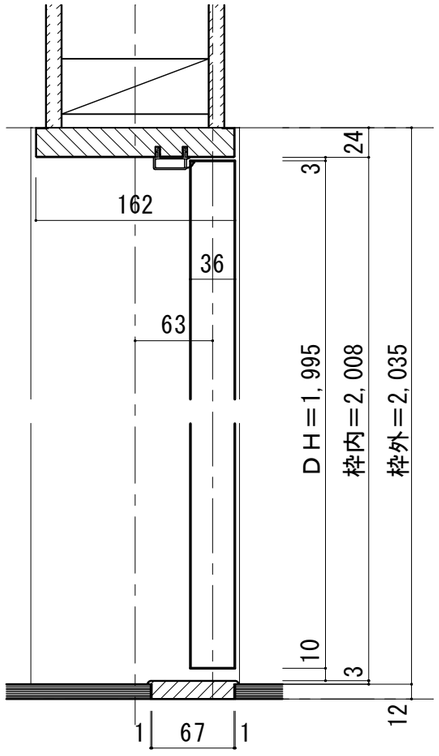

竪枠下端形状図	フロアー貼り込み位置
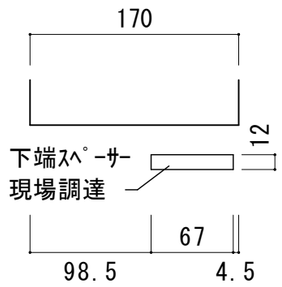	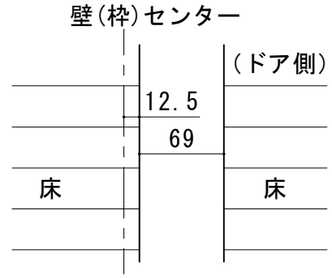

下枠詳細図（S＝1/2）

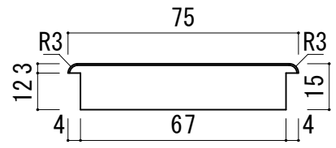

■縦断面図［床直付けレール］

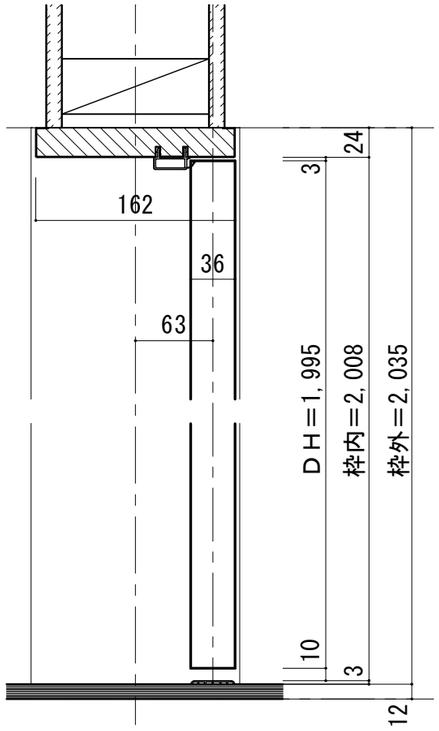

竪枠下端形状図	床直付けレール取付位置目安
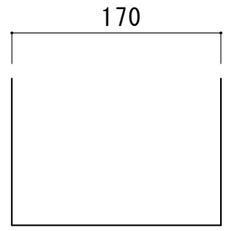	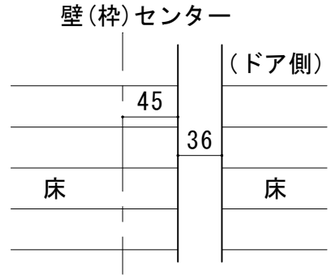

下枠詳細図（S＝1/1）

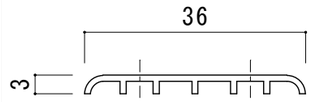

ドレタス　H20シングルドア　固定枠170㎜幅　隠し丁番　通気仕様　3方枠＋下枠Q型／床直付けレール	図面名　DOORETUS　建具納まり図	SCALE　1/5	DATE　2025.07.01
	株式会社　ウッドワン	FILE	NO.　01

（25,7 ,30 印刷）